



Premium Quality Laboratory Furniture

The art is in DESIGNING and DEVELOPING
ingenious TECHNOLOGIES that surpass all
previous quality BENCHMARKS



citizen

www.citizenindia.com



Citizen Industries, established in **1987**, is one of the leading manufacturers of high quality laboratory furniture in India.

With two large manufacturing facilities in Ahmedabad and Bengaluru, offices and representatives in 11 major cities across India and a staff of more than 350 personnel, Citizen Industries is able to provide excellent pre-sales technical support for design of your laboratory, timely execution of small and large scale projects and reliable after-sales services.

Citizen Industries is an ISO 9001:2008, ISO 14001:2004 and OHSAS 18001:2007 certified company with a high focus on maintaining quality standards. Citizen Industries also ensures construction of all laboratory furniture and fume hoods in adherence to international standards of quality and performance and holds SEFA-8M:2016 certificate for laboratory furniture and ASHRAE-110:95 for Fumehoods.

Our goal is to provide high quality products with innovative features and high energy efficiency to preserve the environment, and form long term business partnerships with all our customers.

Citizen Industries is led by our very dynamic founder and managing director, Mr. Kamalesh Mehta with more than 30 years of experience in the manufacturing as well as air handling industry. A perfectionist by nature, he chooses to lead and teach us by example.



Citizen Industries Sales Team

Some of our valued customers





Headquarters

Citizen Industries is headquartered in Ahmedabad, Gujarat since its inception. With a sales and administration staff of more than 30 employees, we are able to efficiently support all our branch offices from Ahmedabad



Corporate Head office at Ahmedabad

Manufacturing facilities

State of the art manufacturing facilities equipped with latest technology CNC machines including two CNC punching machines from Muratec, Japan, hi-tech testing facilities and highly skilled manpower.


1. G.I.D.C. Naroda, Ahmedabad: 50,000 sq ft
2. Hoskote Industrial Area, Bengaluru: 1,20,000 sq ft

Other locations with sales and service capabilities in India:

- | | |
|-------------|--------------|
| - Mumbai | - Chennai |
| - Delhi | - Bhopal |
| - Bengaluru | - Kolkata |
| - Hyderabad | - Jammu |
| - Jabalpur | - Trivandrum |
| - Lucknow | - Chandigarh |
| - Patna | |



Manufacturing unit at Bengaluru



Assembly area at Ahmedabad factory

Certifications & Recognition



ISO 9001:2015

BUREAU VERITAS
Certification



ISO 14001:2004

BUREAU VERITAS
Certification



OHSAS 18001

BUREAU VERITAS
Certification





**Installation at
L.M. College of
Pharmacy**



**Installation at
IISER Pune**

Laboratory work tables



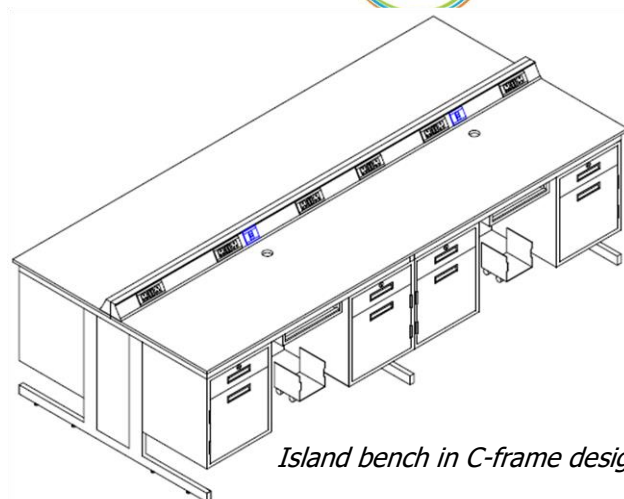
Laboratory work tables from Citizen are available in various configurations, majorly in two basic structural designs:

- **Laboratory work tables with a C-frame design** provide excellent strength and weight bearing capacity to the work tables. The work top is mounted on a "C" frame structure made of 60 mm x 30 mm x 2 mm pipes welded together and powder coated with pure epoxy powder for high chemical resistance
- **Laboratory work tables with plinth design**, is where the worktop is mounted directly on a base of modular plinth mounted cabinets. This type of design provides flexibility in terms of easy change in the configuration of the work table in the future.

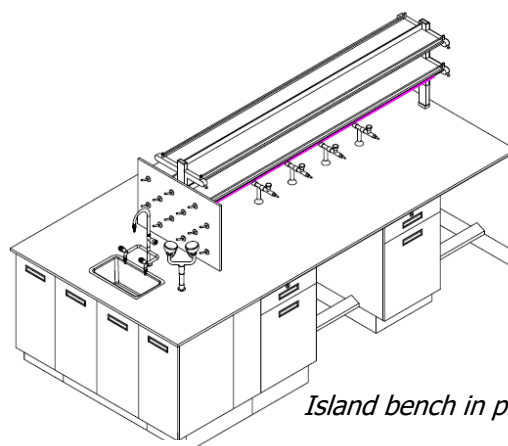
Laboratory work tables in C-frame design as well as plinth design are available in all of the following configurations. Work tables can be manufactured in a large variety of dimensions including length, width and height based on lab space available and lab table application.

Work table Configurations:

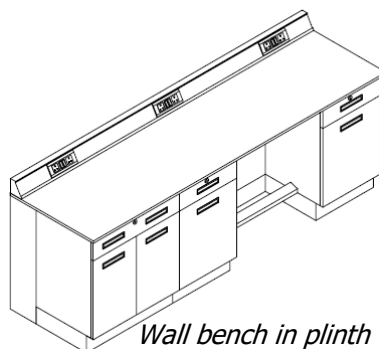
- Wall benches
- Island benches
- Peninsular benches
- Corner benches
- Sink units
- Distillation benches
- Gas chromatography benches



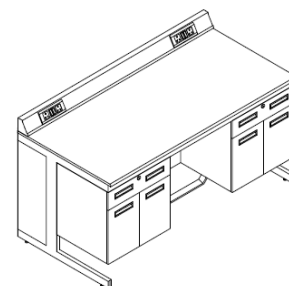
Island bench in C-frame design



Island bench in plinth design



Wall bench in plinth design



Wall bench in C-frame design





All cabinets manufactured by Citizen Industries are manufactured from **IS 277 standards zero spangle Galvanized Iron sheets** in a *weld less construction*, to ensure excellent corrosion resistance of the base material itself.

Before assembly, each panel is individually powder coated with 70 to 80 micron thickness using *pure epoxy powder*. In addition to SEFA-8M certification, the coating quality and strength is ensured through 1000-hour salt spray test and other physical tests conducted for each batch.

Fabrication of all panels is carried out using CNC punching and folding machines to ensure perfect accuracy and precision which adds to the overall finish of lab furniture. All shutters and drawer fronts are provided in a double skin construction with buffers to eliminate banging sound.

Citizen furniture modules are certified for latest SEFA-8M standard which is a proof of quality and rugged construction.

The cabinets are fabricated in standard and tailor-made designs to meet customer's requirements of dimensions and configuration.

Leg space can be provided wherever required with additional accessories like foot rest, keyboard tray, CPU trolley etc.

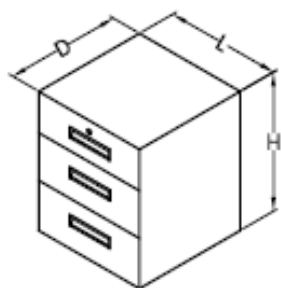
Cabinet options* for work table in C-frame design:

- **Hanging cabinets** which are attached to the C-frame and hang from the top of the frame structure
- **Sliding cabinets** with a roller mechanism provided on the frame structure to allow the movement of the cabinets along the length of the work table
- **Independent cabinets** are placed under the work table, mounted on legs, plinth or castor wheels as per customer's choice. These are not attached to the frame structure.

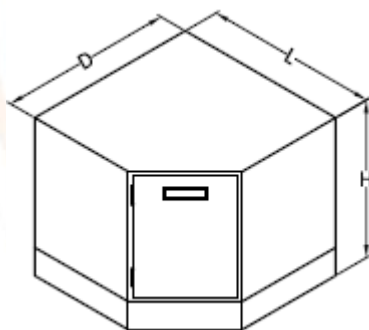
Cabinet options* for work table in plinth design:

- **Plinth mounted cabinets** with levelling bolts to ensure levelling of work surface

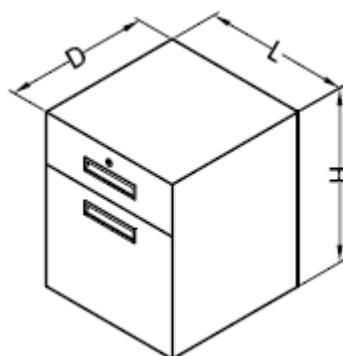
**Cabinets for worktables can also be manufactured in other designs or configuration as per customer or site requirement*



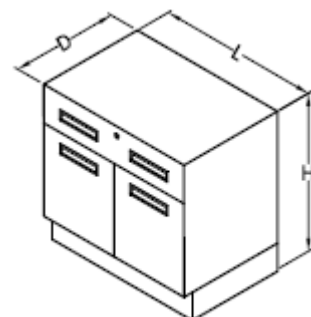
Hanging or sliding cabinet with three drawers



Plinth mounted corner cabinet with one drawer and exposed knuckle barrel hinges



Hanging or sliding cabinet with one drawer and one shutter, and hidden auto-close hinges



Plinth mounted cabinet with one drawer and two shutters, and hidden auto-close hinges

Cabinets for Laboratory work tables









The following table provides general specifications and details related to cabinets for laboratory work tables.

- **‘Standard’** option specifies details of models that we have identified as an ideal option for use in most laboratory environments
- **‘Alternate’** option specifies details of alternate options for dimensions or accessories that Citizen can provide readily, as and when required by the customer

	Hanging cabinets	Sliding cabinets	Independent/ plinth mounted cabinets
MOC	IS 277 standard, Zero spangle GI	IS 277 standard, Zero spangle GI	IS 277 standard, Zero spangle GI
Module sheet thickness	1 to 1.6 mm	1 to 1.6 mm	1 to 1.6 mm
Cabinet mounting	Fixed on C-frame structure	Mounted on C-frame structure slide rail	Independently standing on plinth, legs or castors
Width/ Length	<i>Standard:</i> 450 mm, 500 mm, 600 mm, 750 mm, 1000 mm, 1200 mm <i>Alternate:</i> Any other dimension as per customer's requirement	<i>Standard:</i> 450 mm, 500 mm, 600 mm, 750 mm <i>Alternate:</i> Any other dimension as per customer's requirement	<i>Standard:</i> 450 mm, 500 mm, 600 mm, 750 mm, 1000 mm, 1200 mm <i>Alternate:</i> Any other dimension as per customer's requirement
Height	Varying from 400 mm to 650 mm depending upon table height	Varying from 400 mm to 600 mm depending upon table height	Varying from 600 mm to 900 mm depending upon table height
Depth	<i>Standard:</i> 500 mm <i>Alternate:</i> Any other depth up to 750mm	<i>Standard:</i> 500 mm <i>Alternate:</i> Any other depth up to 750mm	<i>Standard:</i> 500 mm <i>Alternate:</i> Any other depth up to 750mm
Hinges	Auto-closing type hinges in SS construction (hidden-type), max. 135 degree opening OR Knuckle-barrel type hinges in SS construction for extra-ordinary strength & full 270 degree opening (exposed type)	Auto-closing type hinges in SS construction (hidden-type), max. 135 degree opening OR Knuckle-barrel type hinges in SS construction for extra-ordinary strength & full 270 degree opening (exposed type)	Auto-closing type hinges in SS construction (hidden-type), max. 135 degree opening OR Knuckle-barrel type hinges in SS construction for extra-ordinary strength & full 270 degree opening (exposed type)
Drawer rails	Telescopic channel; up to load bearing capacity 45 kg (100 lbs)	Telescopic channel; up to load bearing capacity 45 kg (100 lbs)	Telescopic channel; up to load bearing capacity 45 kg (100 lbs)
Handles	<i>Standard:</i> aluminium flush handles <i>Alternate:</i> C-type handle	<i>Standard:</i> aluminium flush handles <i>Alternate:</i> C-type handle	<i>Standard:</i> aluminium flush handles <i>Alternate:</i> C-type handle
Locks	<i>Standard:</i> Lock with two keys for drawers only <i>Alternate:</i> Lock with two or three keys for drawers and shutters	<i>Standard:</i> Lock with two keys for drawers only <i>Alternate:</i> Lock with two or three keys for drawers and shutters	<i>Standard:</i> Lock with two keys for drawers only <i>Alternate:</i> Lock with two or three keys for drawers and shutters

Worktop options for work tables



	Worktop	Colour	Thickness	Properties & application
	Granite with chamfered edges and drip groove	Jet black or other colours of natural granite	16 to 20 mm as specified	Reasonably good chemical and stain resistance, good scratch resistance, flat but slightly porous surface, most economical; Natural marks and slight variation in thickness
	Vitrified Ceramic	Ivory or dark grey with cloud marks	18 mm	Extra ordinary resistance to any chemical at any concentration and temperature, only exception is HF; Size limitation causes more joints and higher cost of wastage
	Back painted Glass with chamfered edges	White or any other neutral colour	12 mm	Excellent chemical resistance, elegant appearance, less joints; lesser possibility of cut outs, weak resistance to thermal shocks
	Cast epoxy resin	Black	18 mm	Good chemical resistance up to 80% concentration; though renewable, surface is prone to chemical stains and itch marks. Excellent surface finish, strength & scratch resistance
	Phenolic resin	Silver grey or black	16 to 20 mm	Premium quality worktop suitable for laboratory table application; very good chemical resistance, good surface finish, scratch resistant, heat resistant, fire retardant; Excellent look and fewer joints as available in large size
	Melamine/ laminated ply	Wide range of colour and design	18 to 25 mm as specified	Comparatively low chemical and heat resistance, comfortable surface temperature; Generally used for non-chemical, soft applications



Reagent Rack

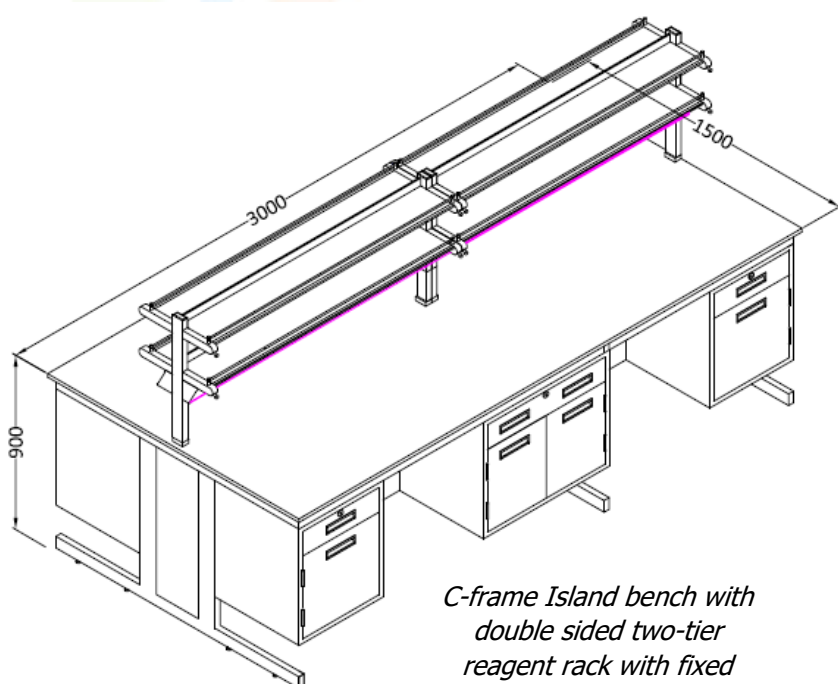
Reagent racks are useful for easy access and small storage of daily use. These are available in different configurations as per requirement:

- Single sided and Double sided reagent rack for wall benches and island benches respectively
- Single, double or three tier racks depending on storage requirement
- Reagent racks are offered mainly in two design,

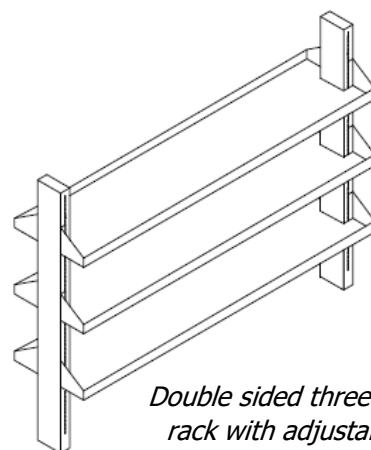
In epoxy coated galvanized iron construction with PP lined shelves

OR

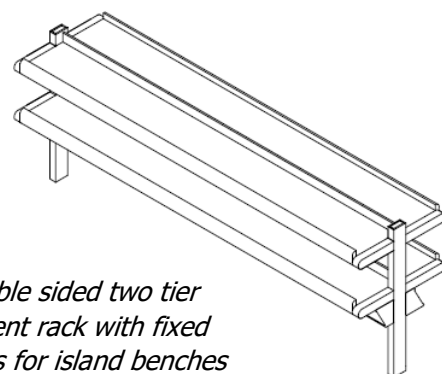
Special profile extruded aluminium construction with hard anodized epoxy powder coated surface. Shelf tops are provided in 6mm phenolic resin or wire reinforced glass construction. This design offers extra ordinary chemical resistance in addition to elegant look.



C-frame Island bench with double sided two-tier reagent rack with fixed shelves



Double sided three tier reagent rack with adjustable shelves for island benches

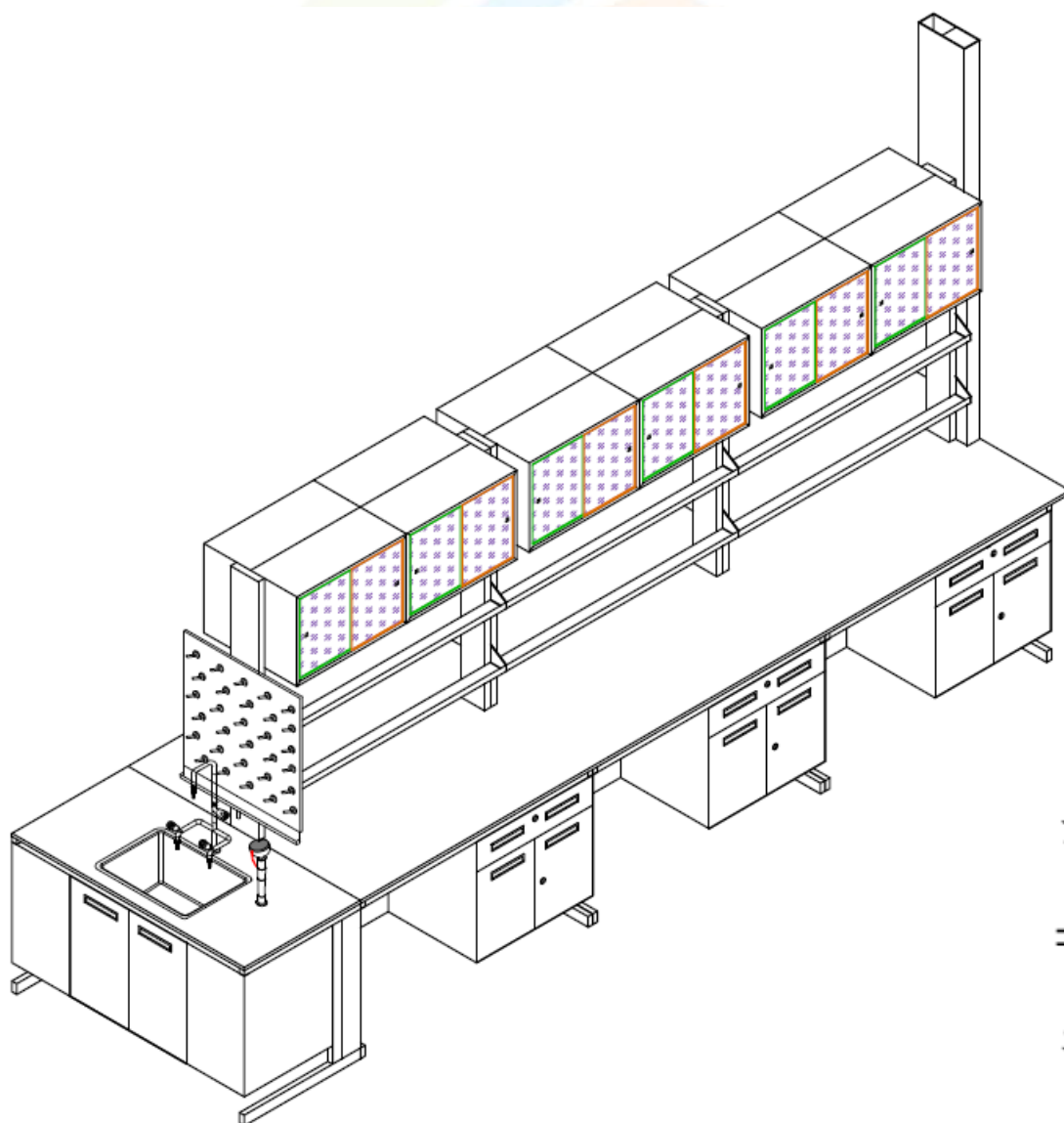


Double sided two tier reagent rack with fixed shelves for island benches

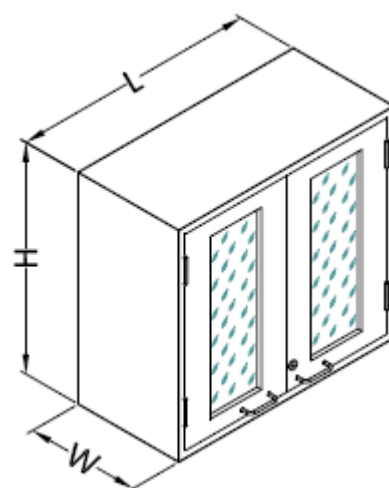


Overhead storage cabinets

Overhead storage cabinets can be provided for file storage or general purpose storage in island as well as wall benches. Overhead storage cabinets can be mounted on the wall where a solid brick concrete wall is available. However, in rooms with partition panels or hollow brick walls or island benches, overhead storage cabinets are mounted on a frame structure constructed with the support of the bench structure itself.



C-frame Island bench with double sided two-tier reagent rack with adjustable shelves and overhead storage cabinet with sliding doors



Wall mounted overhead storage cabinet with shutters



Electrical raceways

Electrical raceways are offered in triangular or rectangular box type design in GI construction finished with epoxy coating. Internal wiring is carried out using reliable make copper conductors with FRLS insulation. Raceways are mounted on vertical members of reagent racks or on work surface of the table when not provided with reagent rack.

Vertical service pendants (Droppers)

Various services such as gas or liquid lines, electrical or data cables are laid through vertical service pendants when such services are to be drawn from overhead lines. The pendants are generally fabricated out of galvanized iron sheets and provided with service covers on one side to access service valves and other fittings. The size of the service droppers depends upon number of services to be drawn through.

Other electrical accessories

- 6A/16A multi-plug sockets and switches
- 20A industrial sockets and MCBs
- Data points for network cabling
- Spark proof sockets and switches
- Other electrical accessories as required





Sinks, Taps and related accessories



Rectangular Sinks- Large and small



Oval sinks & cup sinks



Square sinks



3-Way water taps




One-way water taps



Wall mounted taps



Bench mounted two-way taps



Bench mounted two-way 90 degree taps



Bottle trap with outlet connection




Ceiling mounted Spot Extractors



Bench mounted single eyewash




Wall mounted double eyewash



Bench mounted double eyewash



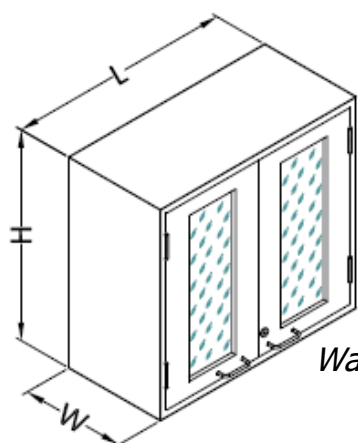
Safety shower with eye wash



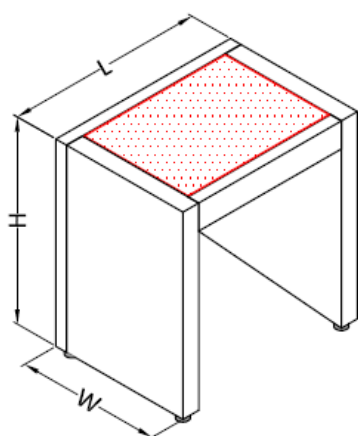
Pegboard in SS construction with adjustable pegs



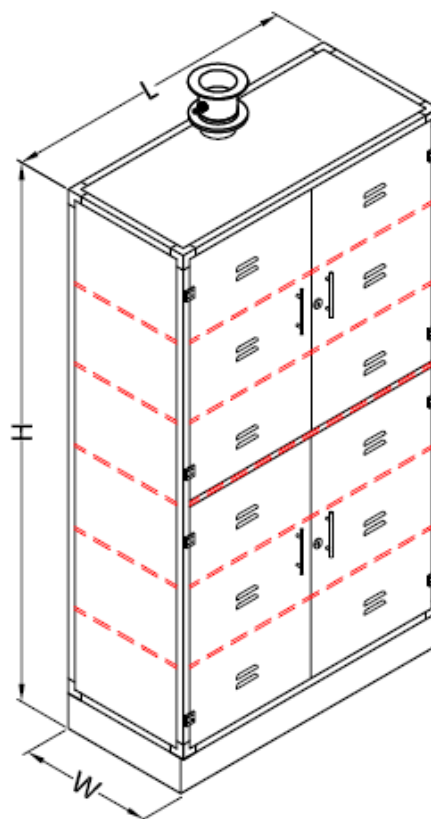
PP trays for cabinets



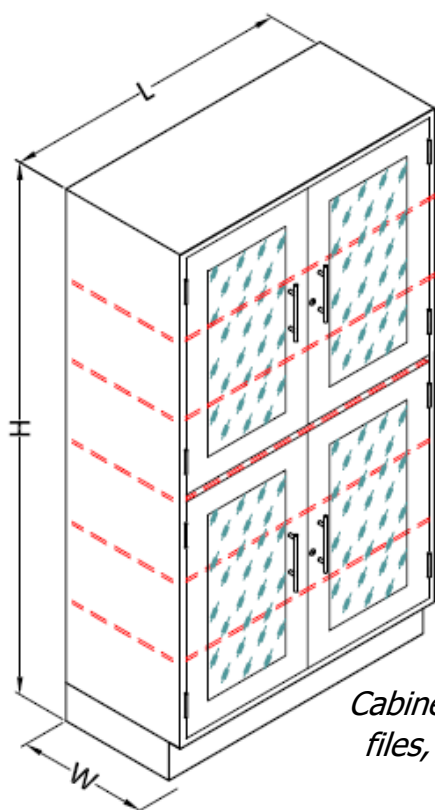
Wall mounted overhead storage cabinet



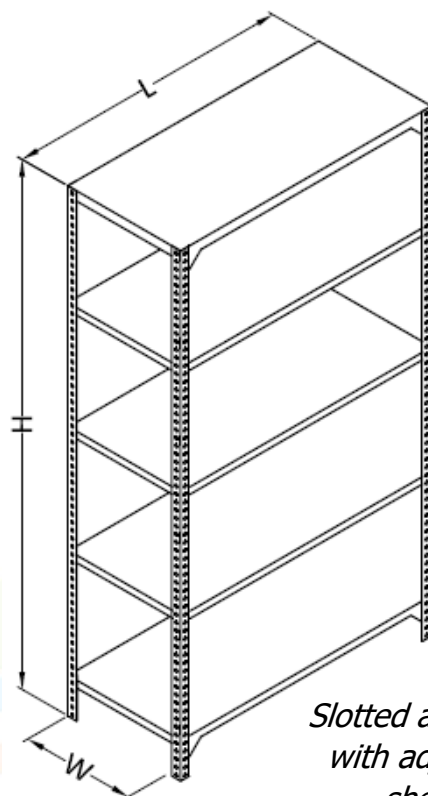
Anti-vibration table for sensitive balance equipment



Chemical storage cabinet with PP lining for enhanced chemical resistance, and provision for exhaust of fumes for enhanced safety



Cabinet for storage of files, glassware etc.



Slotted angle rack with adjustable shelves



Stainless steel stools



Revolving stools



Lumbar support revolving chairs



Medium back revolving chairs



High back revolving chairs



Contact Us

Citizen Industries

3rd Floor, Citizen Arena,
Opposite Nidhi Hospital, Navrangpura,
Ahmedabad- 380009

Ph: +91 79 26445155 / 26431869

M: +91 9099933290

E-mail: labsales@citizenindia.com



citizen

www.citizenindia.com